

5025 Series Marker Lamps

- Non fastner fitting design
- Low Profile Compact
- Voltage Range 12-24V

Function	Marker Lamps
Size	50mm x 25mm x 21mm
Voltage	12-24 Volt
Cable	20 cm
Lens	PMMA
Base	ABS
Draw	
@13.8V	0.029A
@28V	0.029A

Approvals	Function	Category	CRN
ADR	Rear End	49/00	47202
ADR	Side Marker	49/00	47214
ADR	Side Direction	6/00 Cat5	47215
ADR	Front End	49/00	47218
ADR	Side Marker	45/01	47212
ADR	Front End	49/00	47203
CTA	Rear End	49/00	CTA-047202
CTA	Side Direction	6/00 Cat5	CTA-060133
CTA	Side Marker	45/01	CTA-047212
CTA	Front End	49/00	CTA-047203



Part Number
5025RM2 - Twin Blister
5025RMB - Box of 10



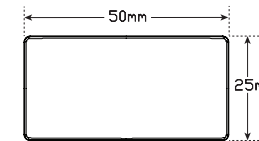
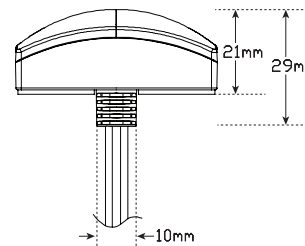
Part Number
5025AM2 - Twin Blister
5025AMB - Box of 10




Part Number
5025ARM2 - Twin Blister
5025ARMB - Box of 10



Part Number
5025WM2 - Twin Blister
5025WMB - Box of 10



Part No	5025RM2	5025RMB	5025AM2	5025AMB	5025ARM2	5025ARMB	5025WM2	5025WMB
Package	Twin Blister	Box of 10	Twin Blister	Box of 10	Twin Blister	Box of 10	Twin Blister	Box of 10
Function	Rear End Outline Marker	Rear End Outline Marker	Side Marker Side Direction Front End Outline	Side/Direction Marker/Front End Outline	Red Amber Side Marker	Red Amber Side Marker	Front End Outline Marker	Front End Outline Marker
LED Qty	2	2	3	3	2	2	2	2



Fitting Instructions

Drill a 10mm hole for the serrated plug. Pull the sheathed cable through the hole. Remove the protective film from the 3M tape. Push the serrated plug into the hole. Line up the lamp and press firmly. The lamp is held securely with the plug serrations and high quality 3M tape.

ADR
Approved

100%
Water Proof

5 Year
Warranty



All enquiries P: (03) 9466 7075 E: led@ledtech.com.au, www.ledautolamps.com

All efforts are made to ensure all information is correct and up to date, it can be subject to change without notice. All measurements are in millimeters (mm) and are not to scale.

© All LED Technologies designs are registered throughout the world. - Current as of 22/09/2020